

Renweb 101 for Parents

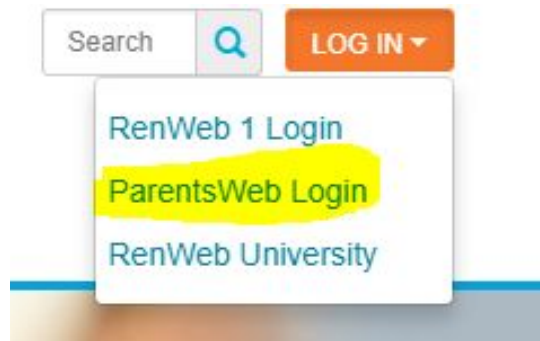
Dear parents,

Thanks for your flexibility and patience as we implement the new School Information System! Here are some helpful tips:

Website:

<https://www.renweb.com/>

To login: Make sure you are choosing the Parents Web login - 2nd choice from the drop-down.



RenWeb ParentsWeb Login

District Code:

User Name:

Password (case-sensitive):








[Forgot User Name/Password?](#)



..... EST 1852

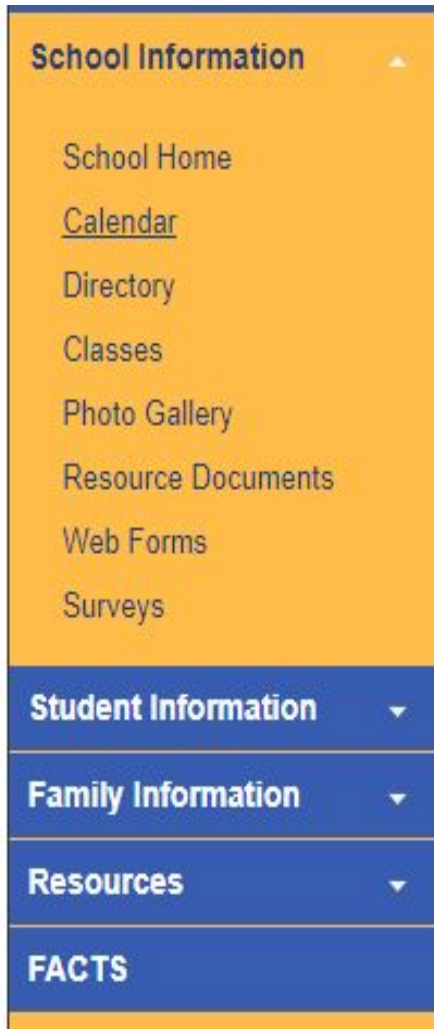
ST. FRANCIS BORGIA

CATHOLIC SCHOOL

<p>Welcome: Christine Piontek</p> <p>Log Out English ▾</p> <p>School Information ▾</p> <ul style="list-style-type: none">School HomeCalendarDirectoryClassesPhoto GalleryResource DocumentsWeb FormsSurveys <p>Student Information ▾</p> <p>Family Information ▾</p> <p>Resources ▾</p> <p>FACTS</p> <p>Get the RenWeb Home App</p> <p> </p> <p>Learn More about the RenWeb Home app for accessing Parents Web information via the convenience of an app!</p>	<p>Announcements</p> <ul style="list-style-type: none"> Lunch Program Guidelines LUNCH PROGRAM . The Accu-Scan Meal Tracker Lunc... Celebration Book Club Celebration Book Club We are excited to announce ... Guidelines for Administrating Student Medications Dear Parent/Guardian, Our school follows the g... SFB Shop and Earn Program SHOP AND EARN 101 A Course in Fundraising In ... P.E. Uniforms Required for Gr. 5 - 8 GYM UNIFORM: Students in grades 5-8 are required t...	<p>Today's / Tomorrow's Events</p> <table border="1"><thead><tr><th>Today</th><th>Tomorrow</th></tr></thead><tbody><tr><td>8/23/2018</td><td>Kindergarten Parent Meeting - In Cafeteria</td></tr></tbody></table>	Today	Tomorrow	8/23/2018	Kindergarten Parent Meeting - In Cafeteria	<p>School Calendar: Dates to Note</p> <table border="1"><tbody><tr><td>9/3/2018</td><td>Labor Day</td></tr><tr><td>10/19/2018</td><td>2018-2019: Q1 End</td></tr><tr><td>10/22/2018</td><td>2018-2019: Q2 Begin</td></tr><tr><td>11/1/2018</td><td>All Saint Day</td></tr><tr><td>11/2/2018</td><td>Fall Break</td></tr><tr><td>11/20/2018</td><td>Thanksgiving Break</td></tr><tr><td>11/21/2018</td><td>Thanksgiving Break</td></tr><tr><td>11/22/2018</td><td>Thanksgiving Break</td></tr><tr><td>11/23/2018</td><td>Thanksgiving Break</td></tr><tr><td>12/19/2018</td><td>2018-2019: Q2 End</td></tr><tr><td>12/20/2018</td><td>2018-2019: Q3 Begin</td></tr><tr><td>12/21/2018</td><td>Christmas Break</td></tr><tr><td>12/24/2018</td><td>Christmas Break</td></tr><tr><td>12/25/2018</td><td>Christmas Break</td></tr><tr><td>12/26/2018</td><td>Christmas Break</td></tr><tr><td>12/27/2018</td><td>Christmas Break</td></tr><tr><td>12/28/2018</td><td>Christmas Break</td></tr><tr><td>12/31/2018</td><td>Christmas Break</td></tr><tr><td>1/1/2019</td><td>Christmas Break</td></tr></tbody></table>	9/3/2018	Labor Day	10/19/2018	2018-2019: Q1 End	10/22/2018	2018-2019: Q2 Begin	11/1/2018	All Saint Day	11/2/2018	Fall Break	11/20/2018	Thanksgiving Break	11/21/2018	Thanksgiving Break	11/22/2018	Thanksgiving Break	11/23/2018	Thanksgiving Break	12/19/2018	2018-2019: Q2 End	12/20/2018	2018-2019: Q3 Begin	12/21/2018	Christmas Break	12/24/2018	Christmas Break	12/25/2018	Christmas Break	12/26/2018	Christmas Break	12/27/2018	Christmas Break	12/28/2018	Christmas Break	12/31/2018	Christmas Break	1/1/2019	Christmas Break
Today	Tomorrow																																												
8/23/2018	Kindergarten Parent Meeting - In Cafeteria																																												
9/3/2018	Labor Day																																												
10/19/2018	2018-2019: Q1 End																																												
10/22/2018	2018-2019: Q2 Begin																																												
11/1/2018	All Saint Day																																												
11/2/2018	Fall Break																																												
11/20/2018	Thanksgiving Break																																												
11/21/2018	Thanksgiving Break																																												
11/22/2018	Thanksgiving Break																																												
11/23/2018	Thanksgiving Break																																												
12/19/2018	2018-2019: Q2 End																																												
12/20/2018	2018-2019: Q3 Begin																																												
12/21/2018	Christmas Break																																												
12/24/2018	Christmas Break																																												
12/25/2018	Christmas Break																																												
12/26/2018	Christmas Break																																												
12/27/2018	Christmas Break																																												
12/28/2018	Christmas Break																																												
12/31/2018	Christmas Break																																												
1/1/2019	Christmas Break																																												

This is what your Home Page looks like

School Information



Familiarize yourself and play around with all of the selections on the left under School Information.

To summarize;

School Home: You will see the School Announcements, Today's/Tomorrow's Events, and School Calendar dates to note as a quick reference.

Calendar: This will give you a full view of the calendar. You can change the time frame, just above the calendar from month to week, to day. You can also use the drop down keys to view a different month, or select previous and next month.

Directory: You will find the directory for all families that agreed to have their information posted.

Classes: See below for details - this is the selection you will use the most.

Photo Gallery: Your teachers may have some class photos to share.

Resource Documents: You will find documents posted by the school office, like the Parent Handbook, PBOE Minutes, Uniform Policy etc.

Web Forms: The Family Demographics form can be found here. You will be able to make changes to important information like Student Medical Information, Emergency Contacts, Transportation etc.

Surveys: Nothing shown here yet.

Classes: This is the one you, as a parent, will use the most. When you select classes, you will find all of your student(s) classes listed. For families with more than one child, please be sure to select the student you want to view in this window. Simply select the subject needed. You will see tabs marked Gradebook Report, Homework Assignments, Syllabus, Resources and Photo Album. Work your way across the tabs to open and view information posted. Your homeroom class will have general information, like the Class Announcements and Weekly Newsletters. More details to follow explaining how to view the Teachers' Newsletters and Announcements.

Please Note, once in a class window, you will be able to use the drop-down from select a class at the top to navigate between classes to avoid going in and out each time you want to view a different class.

Teachers' Newsletters and Announcements!!

Select Classes, and go to the class marked with the **Class & HR**, (i.e for grade 5, it would be 05 HR-01) Under subject it will say Homeroom.

From Homeroom you will primarily work with Class Home and Resources. The teacher may post photos in the Photo Album, but your main focus will be the following;

- **Class Home** will show general teacher information to include phone number and email. At the bottom you will find Announcements, and Calendar events
- **Resources** will show the general weekly Newsletters in Documents and Websites they might share with you.

Select a Class: Homeroom (05 HR-01)

Class Home Grade Book Report Homework Assignments Syllabus Resources Photo Album

Homeroom (05 HR-01) - Class Home

Class: 05 HR-01
Student: Alexa Plontek
Teacher: Grannemann
Phone: 636-239-2590x1235
Email: sgrannemann@borgiagradeschool.org
Address:

Announcements

08/22/2018 - Wednesday
Specialist Classes
 Hello parents/guardians,

I wanted to inform you about our specialists class schedule. P.E. will be on Monday and Thursday each week. Students will need to come to school with their P.E. uniforms on those days. On Tuesday students will have Art class. Wednesday and Friday will be music days. Lastly, computers will be on Friday. Through this class, students will become more familiar with their chromebooks and be better able to use them. If you have any other questions, you can reach me at

Calendar

No events found.

Select a Class: Homeroom (05 HR-01)

Class Home Grade Book Report Homework Assignments Syllabus **Resources** Photo Album

Homeroom (05 HR-01) - Resources

Documents

[Meet the Teacher.docx](#)
08/13/2018

Websites

No websites found.

Family Information

The screenshot shows the 'Family Information' page. On the left is a navigation menu with 'Family Information' selected, showing links for 'Family Home', 'Family Profile', 'Enrollment / Reenrollment', and 'Username / Password'. The main content area is titled 'Family Information' and includes tabs for 'Contact Info', 'Service Hours', and 'Preferences'. Under 'Contact Info', there are fields for Name (Chris Piontek (Parent)), Address (redacted), Home (redacted), Cell (redacted), Work (redacted), and Email Address (redacted). Below this is the 'Online Filing Cabinet' section with a 'Web Forms' tab and a link to 'Family Demographic Form'. A notification box on the right states 'Family Billing has Moved! The Family Billing section has moved to the FACTS section of the website.' with a 'Go to FACTS' button. At the bottom left of the page, there is a link to 'Get the RenWeb Home App'.

Family Home: This will show your general family information, Parents names and contact information. When you select your student(s) name this will expand on the right and include their school photo, the students information under Contact Info, the student's emergency contact & pickup information under EC/PU.

Online Filing Cabinet: The Family Demographics Form (also found in Web Forms under School Information) can be found here. You will be able to make changes to important information like Student Medical Information, Emergency Contacts, Transportation etc.

Facts

This is where you set up your payment plan for tuition, lunch and Incidental expenses like technology and book fees. If you haven't set up a payment plan, that can be set up in the bottom right on FACTS Links.

The screenshot shows the 'FACTS Home' page. The left navigation menu has 'FACTS' selected. The main content area is titled 'FACTS Home' and includes sections for 'Prepay Accounts' and 'Balances'. The 'Prepay Accounts' section shows a table for the 2018-2019 School Year with a 'Lunch' account having a balance of 156.95, which is circled in yellow. There is an 'Add Funds' button below. The 'Balances' section shows a table for the 2018-2019 School Year with 'Payment Plan' and 'Incidental Expenses' both at 0.00. There is a 'Make a Payment' button below. At the bottom right, there is a 'FACTS Links' section with a link to 'FACTS Home'.

By clicking on the Lunch Balance circled above, you will be able to view your Pre-pay account history as shown below. The date, what they ate and their lunch balance. You can Add Funds to your account, by selecting Add Funds.

Date	Description	Amount	Balance
23 Aug 2018	Lunch Order Salisbury Steak, Mashed potatoes, Pears, Roll, Milk	-3.10	156.95

This sums it up. This is a great quick reference guide, but I encourage you to just play around to become familiar with the site. If you have any questions at all, you can contact me and I will walk you through anything you need.

My contact information is : Christine Piontek
SFBGS Technology Coordinator
cpiontek@borgiagradeschool.org
636-239-2590, ext. 1202

Please refrain from posting questions and answers concerning RenWeb on Parents Connect to avoid misinformation. All questions need to be directed to Christine Piontek. Thank you for your continued patience!!